



कार्यालय रक्षा लेखा प्रधान नियंत्रक (मध्य कमान), करियप्पा मार्ग, लखनऊ छावनी -226002
Office of the Principal Controller of Defence Accounts (Central Command)
Cariappa Road, Cantt., Lucknow, Pin Code - 226002
कार्यालय दूरभाष सं.-0522-2451084 कार्यालय फैक्स सं.-0522-2453038
Office Phone No. 0522-2451084 Office Fax No. 0522-2453038
E-mail ID: pcdacan1a@gmail.com

Circular

(Through website only)

AN/1A/1004/Attendance Reg

Date: - 12/07/2018

To

The Officer I/c
All Sub Offices

Sub: - Non functioning of BAS

Complaints regarding non functioning/Installation of BAS device have been received in Main Office from various sub offices under this command. In this regard SOP for installation/activation of BAS machine is enclosed.

All are requested to follow the instruction given in the SOP and ensure the functioning of BAS machine.

GO (AN) has seen.

Encl: - As above

Sd-
SAO (AN)

Copy to

The Officer I/c
OA Cell
(Local)

- To upload the circular in PCDA (CC) website.

12/7/18
AAO (AN)

Startek FM220U Subscription Extension

Startek FM220U Device can be used using RD Service. In order to extend RD Service validity, Subscription amount have to paid to Access Computech Pvt Ltd as per selected validity period. Subscription amount as per validity period and bank details are as under.

RD Rates for FM220 U

One Year: ₹ 100.00 + 18% GST : ₹ 118.00

Lifetime: ₹ 300.00 + 18% GST : ₹ 354.00

Bank Details

IndusInd Bank Ltd.
Manjalpur Branch, Vadodara
A/C Name: Access Computech Pvt Ltd
A/C No: 650014047166
IFSC: INDB0000172
MICR:390234004

For Details, Please Visit <http://www.acpl.in.net> as per Screen 1 & Screen 2 Below

Website Address

The screenshot shows a web browser window with the URL www.acpl.in.net in the address bar. The page content includes a 'Registered Device' section with a 'Click Here' callout, a 'Specifications' table, and a 'Buy FM220U Device Now' button. The specifications table lists various technical details for the FM220U device.

Specifications	FM220U
Download From	ppr
Available ON	snapsdeal
Sensors	CMOS sensors
Scanning Speed	1/15 Second
Image Resolution	500 dpi (H), 500 dpi (V), 600 dpi (optional)
Image Capture Area	13.35x16.45 in mm 15.44x17.475 (optional)
Platen Area	16.5x19 (in mm) (HxV)
Scanner Output Image Size	264 * 324 (304*344 optional)pixel
Gray Level	8 bit/pixel, max 256 gray scales
Scanner Interface Cable	Standard USB compliant cable
Dimension	80mm(L) x 41mm(M)x40mm(H)
API (ISO19794-2/ISO19794-4 and FIPS 201* Compliant,Minex Certified)	Image Capture, Enrollment /
Software Platform	Template Generating Matching Windows OS (32 bits and 64 bit), Linux, Android

Access Computech Pvt. Ltd
99/6 G.I.D.C Industrial Estate, Makarand

Screen 1

www.aapl.in.net/fm220u.entry/EV.SUB.EXTN.aspx

ACCESS COMPUTECH PVT LTD
Innovative Solutions for Personalised Identification System

Home | Subscription Extension | Track Your Dealer | Contact Us

Startek FM220U Subscription Extension

Startek FM220U Device can be used using RD Service. In order to extend RD Service validity, you have to pay the amount as per your selected validity period. Subscription amount as per validity period and bank details are given below.

Subscription amount	Bank Details
<p>RD Rates for FM220 U</p> <p>One Year: ₹ 100.00 + 18% GST : ₹ 118.00 Lifetime: ₹ 300.00 + 18% GST : ₹ 354.00</p> <p>Extended Support Warranty</p> <p>One Year: ₹ 150.00 + 18% GST : ₹ 177.00</p>	<p>RD Rates for Iris</p> <p>One Year: ₹ 400.00 + 18% GST : ₹ 472.00 Lifetime: ₹ 1000.00 + 18% GST : ₹ 1180.00</p> <p>Bank Details</p> <p>IndusInd Bank Ltd. Manjalpur Branch, Vadodara A/C Name: Access Computech Pvt Ltd A/C No: 650014047166 IFSC: INDB0000172 MICR: 390234004</p>

1. Entry Of Devices


11:09 AM 11/04/18

Screen 2

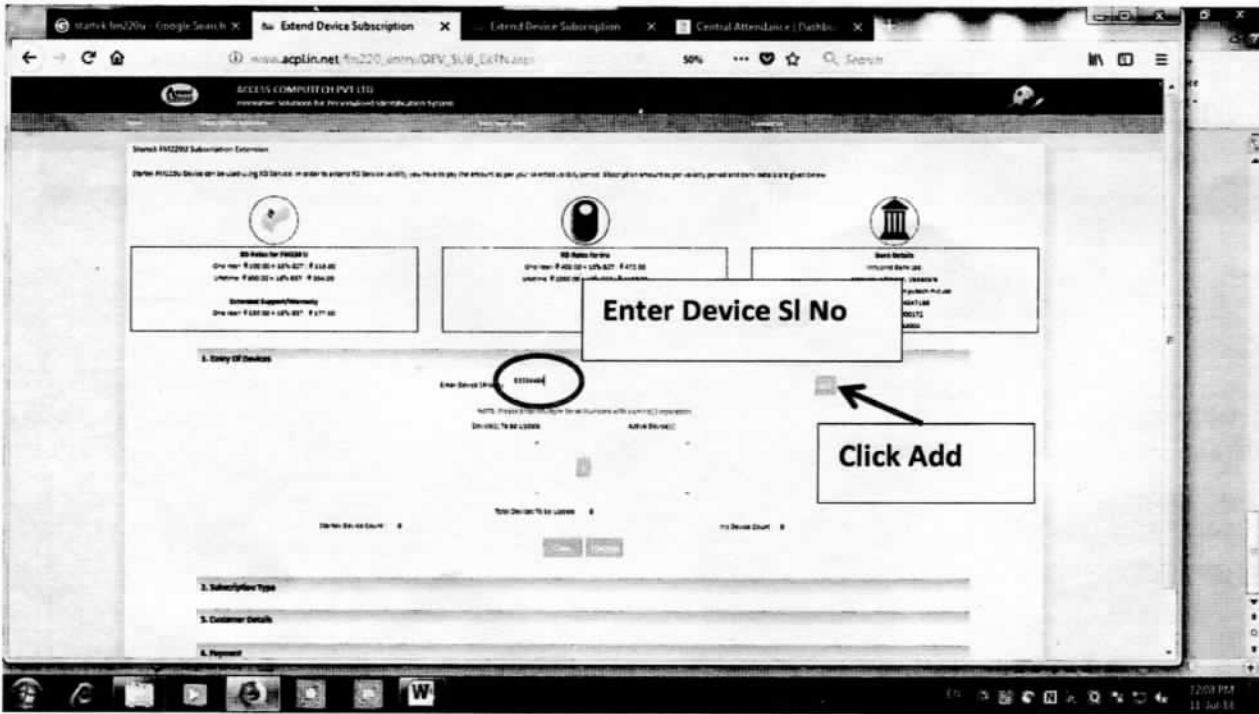
Steps to be taken by subscriber to renew subscription

Step 1: Pay the subscription amount to Access Computech Pvt Ltd , Bank A/C No: 650014047166, IFSC: INDB0000172 through NEFT and note down the UTR/transaction reference number.

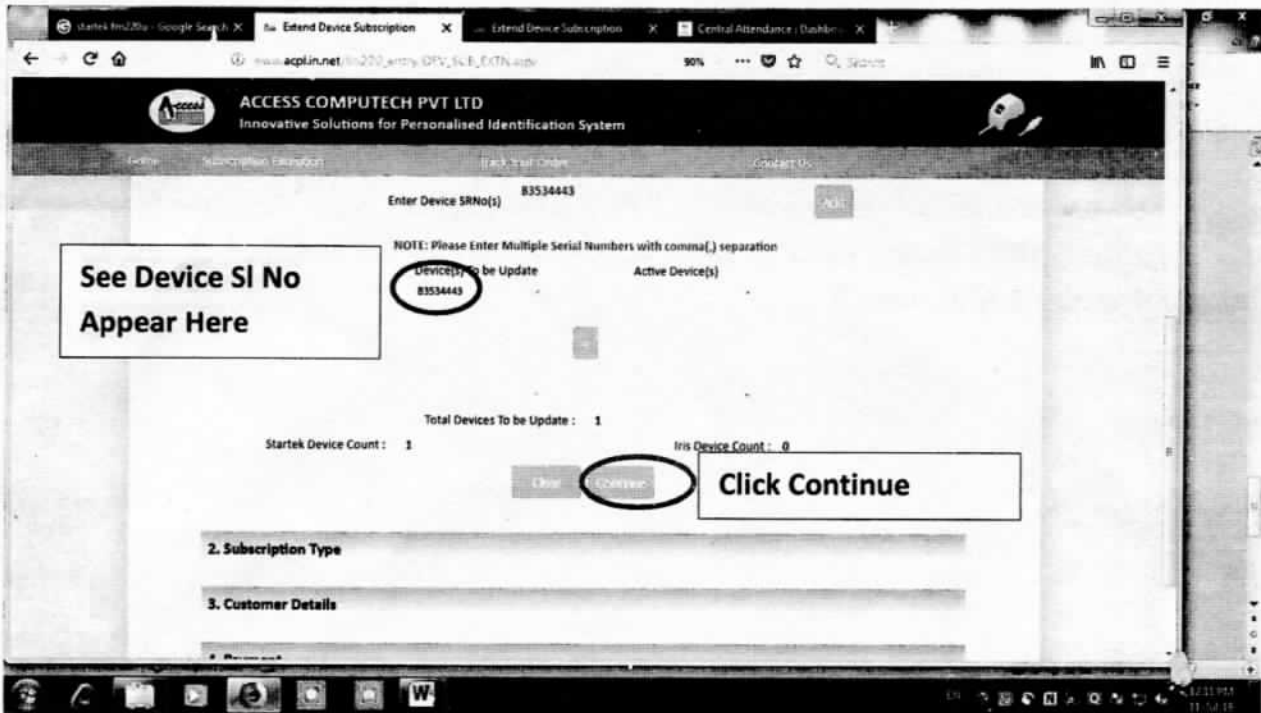
Step 2: Note Down the device Sl No from back side of BAS finger print scanner



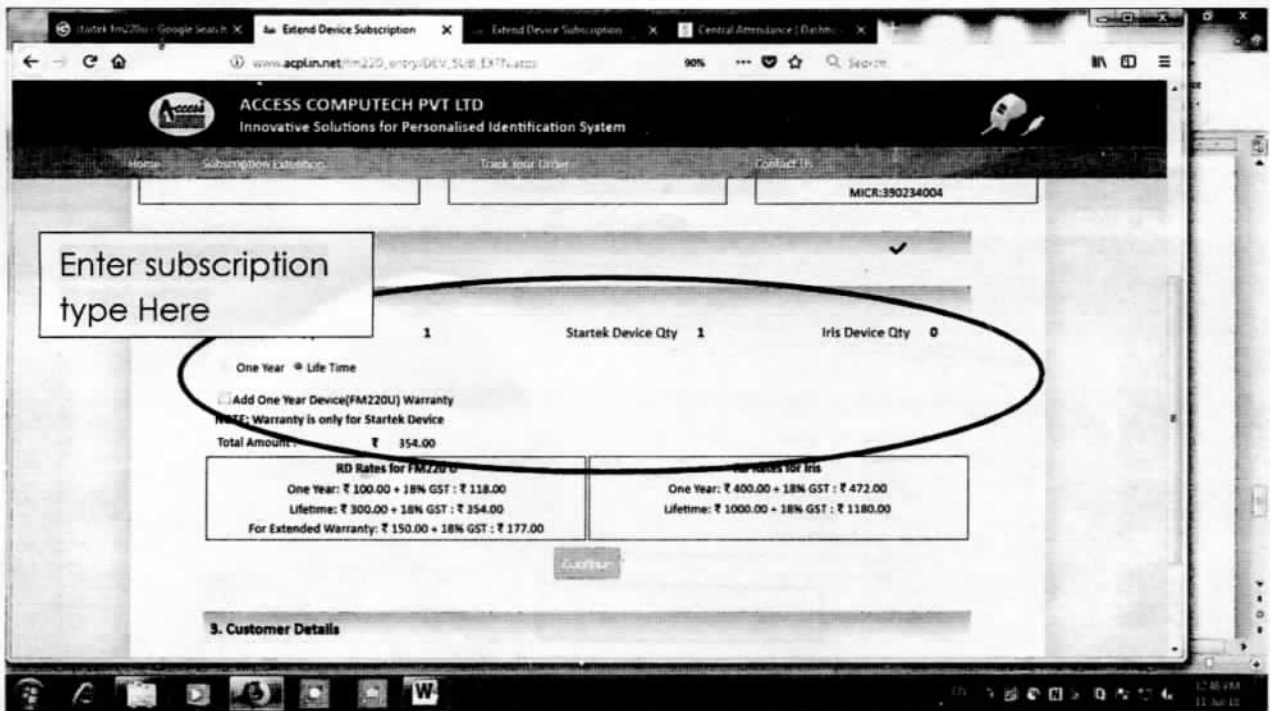
Step 3: Provide details of Devices(device sl no), subscription type, Customer Details and Payment Details online @ <http://www.acpl.in> as per **Screen 3 , Screen 4, Screen 5, Screen 6 & Screen 7**



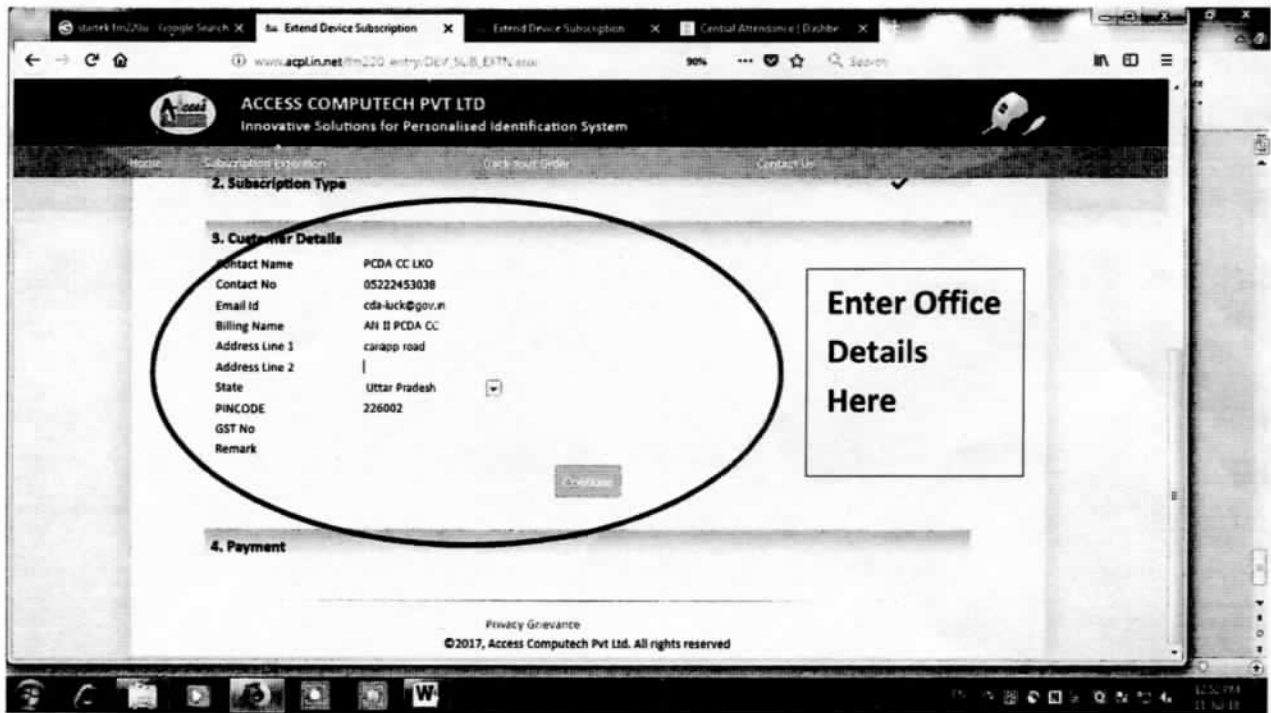
Screen 3



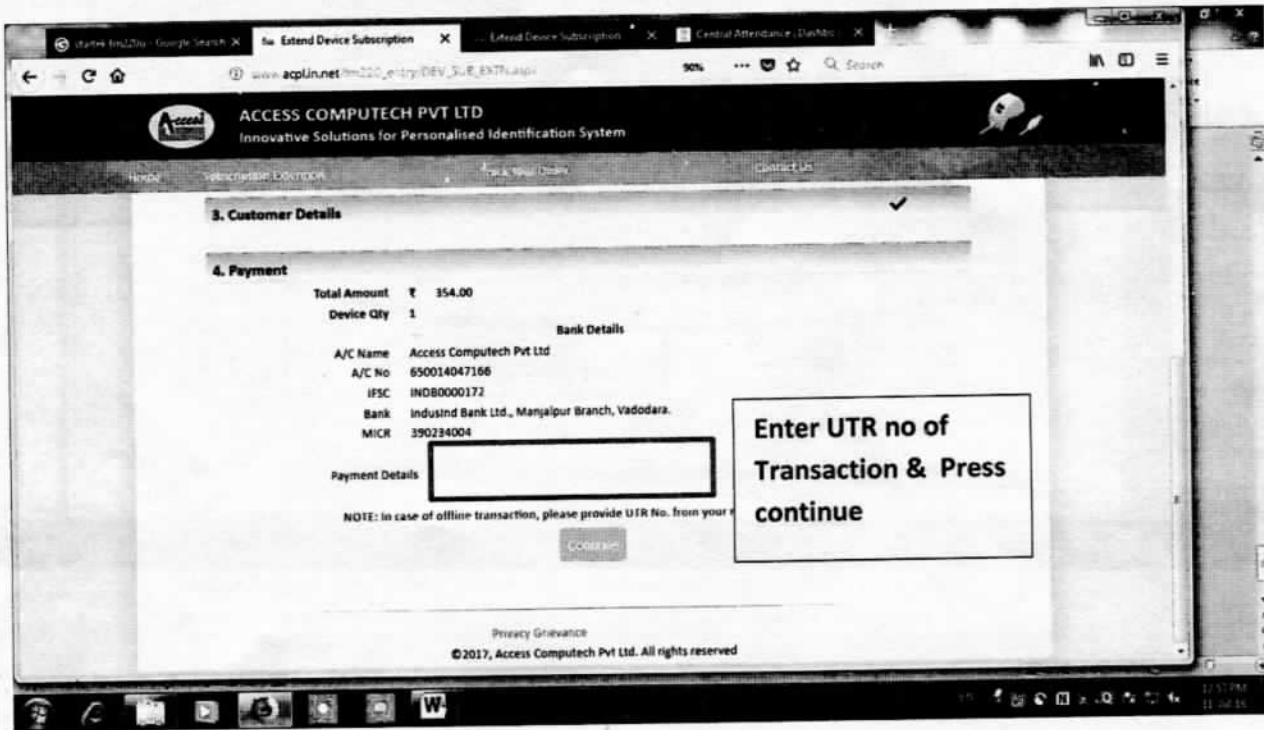
Screen 4



Screen 5



Screen 6



Screen 7